


Date – 1st March 2021 (Monday)


ENGLISH :

Read the picture and write 5 short sentences related to it.



MATHEMATICS :


Complete the given worksheet.

 SUPERSTAR WORKSHEETS	Subtraction	NAME:
$\begin{array}{r} 10 \\ - 4 \\ \hline \end{array}$	$\begin{array}{r} 3 \\ - 3 \\ \hline \end{array}$	$\begin{array}{r} 7 \\ - 6 \\ \hline \end{array}$
$\begin{array}{r} 9 \\ - 2 \\ \hline \end{array}$	$\begin{array}{r} 4 \\ - 2 \\ \hline \end{array}$	$\begin{array}{r} 5 \\ - 2 \\ \hline \end{array}$
$\begin{array}{r} 8 \\ - 1 \\ \hline \end{array}$	$\begin{array}{r} 9 \\ - 5 \\ \hline \end{array}$	$\begin{array}{r} 4 \\ - 4 \\ \hline \end{array}$
$\begin{array}{r} 5 \\ - 3 \\ \hline \end{array}$	$\begin{array}{r} 8 \\ - 0 \\ \hline \end{array}$	$\begin{array}{r} 7 \\ - 3 \\ \hline \end{array}$

Images by © Copyright © 2014

HINDI :

चित्र देखकर 5 लघु वाक्य बनाइए व अपनी अभ्यास पुस्तिका में लिखिए।



UOI :

Watch the video and learn the recipe and prepare this dish for your favourite community helper.

[https://youtu.be/ T4civZhIDY](https://youtu.be/T4civZhIDY)

Criteria given below for F.A-3

Formative Assessment- 3

Grade- Praveshika

Theme- How We Organize Ourselves

Conceptual understanding- Ways to appreciate our helpers.

Task- Reflect your way of appreciating your helpers by completing your own tic-tac-toe.

Directions: Enjoy the Tic-Tac-Toe by completing 3 activities in a row(it can be horizontally, vertically or diagonally). Present your work in the class.

TIC-TAC-TOE

1. Make a card.	2. Sing a song/rhyme.	3. Give a surprise gift.
4. Organise a thank you party for your helper.	5. Give a day off to your helpers.	6. Present a dance for your helper.
7. Cook his/her favourite dish with mom's help.	8. Give a surprise trip to visit his/her family.	9. Invite his/her family for a meal.

Rubric:

Criteria	4	3	2	1
Confidence	Learner was able to exhibit confidence in excellent way.	Learner was able to exhibit confidence in good way.	Learner was able to exhibit confidence in satisfactory way.	Learner was able to exhibit confidence with help.
Expression	Learner was able to express gratitude towards helpers in excellent way.	Learner was able to express gratitude towards helpers in good way.	Learner was able to express gratitude towards helpers in satisfactory way.	Learner was able to express gratitude towards helpers with help.
Responsible Action	Responsible Action demonstrated in excellent way.	Responsible Action demonstrated in good way.	Responsible Action demonstrated in satisfactory way.	Responsible Action demonstrated with help.

Note: Please share the video/pictures of the action taken by the learner.

MUSIC :

Watch the video and learn the lyrics.

<https://youtu.be/VScW-fHx474>